



Progress:

OS X El Capitan: Continuity	
Introduction	✓
Overview	✓
Continuity Services	✓
Phone Calls	✓
SMS	✓
Handoff	✓
Instant Hotspot	✓
Quiz	➔
Summary	✓
Course Evaluation	➔

## OS X El Capitan: Continuity

### Introduction



### Course Description

The OS X El Capitan: Continuity course describes how to configure Continuity services in OS X El Capitan.

This course is part of the ACMT 2016 curriculum and is used to prepare for the Mac Service Certification Exam (MAC-16A).



Progress:

OS X El Capitan: Continuity	
Introduction	<input checked="" type="checkbox"/>
Overview	<input checked="" type="checkbox"/>
Continuity Services	<input checked="" type="checkbox"/>
Phone Calls	<input checked="" type="checkbox"/>
SMS	<input checked="" type="checkbox"/>
Handoff	<input checked="" type="checkbox"/>
Instant Hotspot	<input checked="" type="checkbox"/>
Quiz	<input type="checkbox"/>
Summary	<input checked="" type="checkbox"/>
Course Evaluation	<input type="checkbox"/>

## OS X El Capitan: Continuity

### Overview

#### Lesson Objectives

After completing this course, you should be able to:

- Describe Continuity services that are available in OS X.
- Describe how to configure Continuity services in OS X.
- Given a customer scenario, correctly answer a set of knowledge-based questions about Continuity services.

#### Audience



Service Technicians

#### Prerequisites



Successful completion of the Apple Service Fundamentals exam

#### Time Required



45 minutes

#### You will need...



No additional materials or equipment are required

This course is designed for technicians who do not have immediate access to a Mac running OS X El Capitan. If you do have access to a Mac running OS X El Capitan, it is recommended that you use it while reviewing the course.



Your course is organized by chapters and pages. Chapters are sections you see on the side navigation. Pages are now found within a chapter. You can navigate pages by clicking the grey radio buttons at the bottom of a window.



Progress: ██████████

OS X El Capitan: Continuity	
Introduction	✓
Overview	✓
Continuity Services	✓
Phone Calls	✓
SMS	✓
Handoff	✓
Instant Hotspot	✓
Quiz	→
Summary	✓
Course Evaluation	→

## OS X El Capitan: Continuity

### Continuity Services



Continuity allows a person to start select tasks on one device and complete those tasks on another.



Read the following Apple documentation:

- [apple.com/osx/continuity/](https://apple.com/osx/continuity/)
- [HT204689: System requirements for Continuity on iPhone, iPad, iPod touch, and Mac](#)
- [HT204678: Get help using Continuity with your iOS device or your Mac](#)

You will be asked questions based on this content in the Quiz chapter or on the exam.

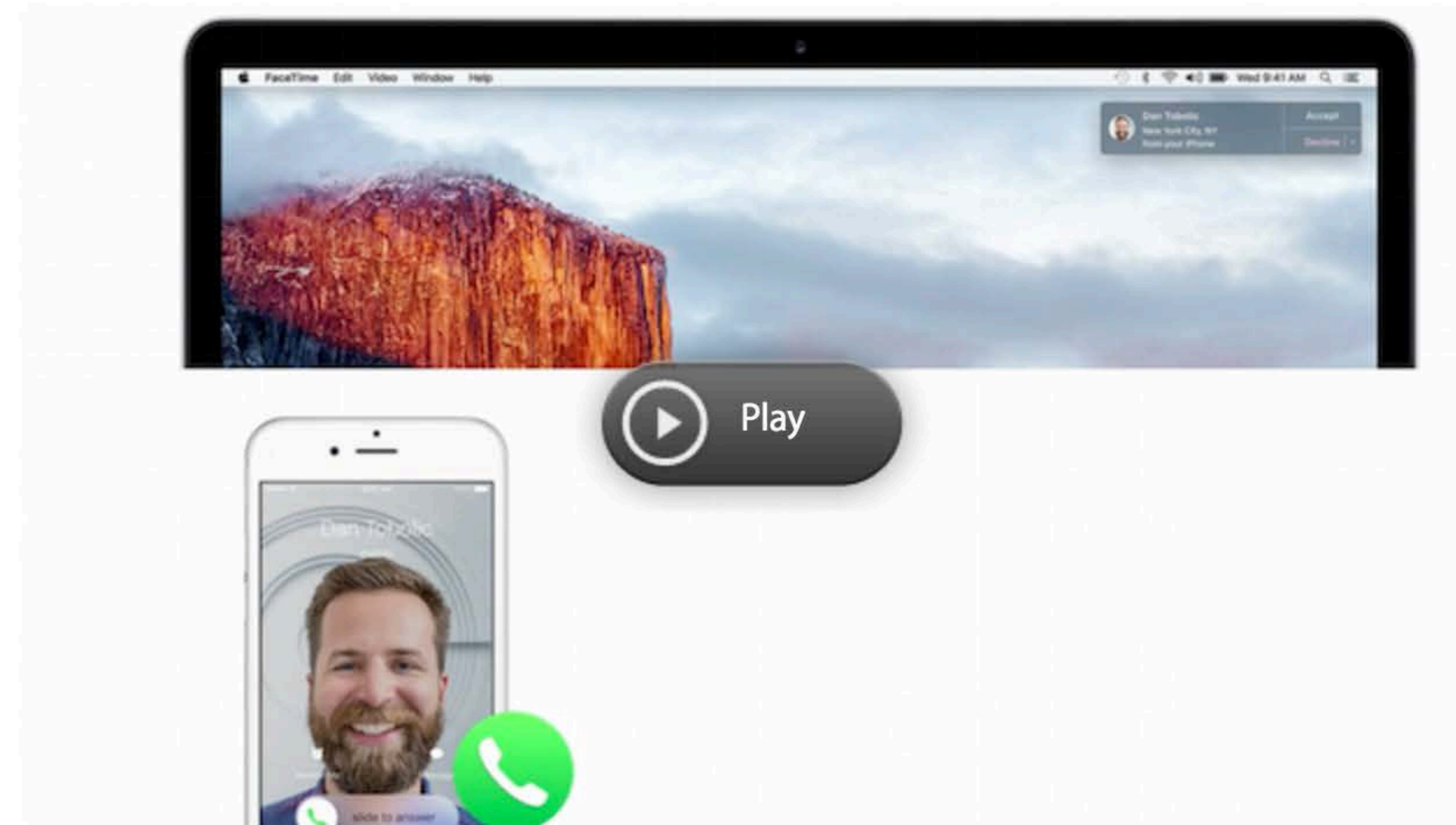


Progress: ██████████

OS X El Capitan: Continuity	
Introduction	✓
Overview	✓
Continuity Services	✓
Phone Calls	✓
SMS	✓
Handoff	✓
Instant Hotspot	✓
Quiz	➤
Summary	✓
Course Evaluation	➤

## OS X El Capitan: Continuity

### Phone Calls



When a call is received, a notification will appear on the Mac so that it can be received using FaceTime.

A phone call can be started on the Mac from FaceTime, Contacts, Safari, Mail, Maps, Spotlight, and other apps.





Progress:

OS X El Capitan: Continuity	
Introduction	✓
Overview	✓
Continuity Services	✓
Phone Calls	✓
SMS	✓
Handoff	✓
Instant Hotspot	✓
Quiz	→
Summary	✓
Course Evaluation	→

## OS X El Capitan: Continuity

### Phone Calls



Read the following Apple Support articles:

- Phones Calls section in [HT204681: Use Continuity to connect your iPhone, iPad, iPod touch, and Mac](#)
- [PH21870: OS X El Capitan: Use your Mac to make and receive phone calls](#)
- [HT203032: Make a call with Wi-Fi Calling](#)

You will be asked questions based on this content in the Quiz chapter or on the exam.



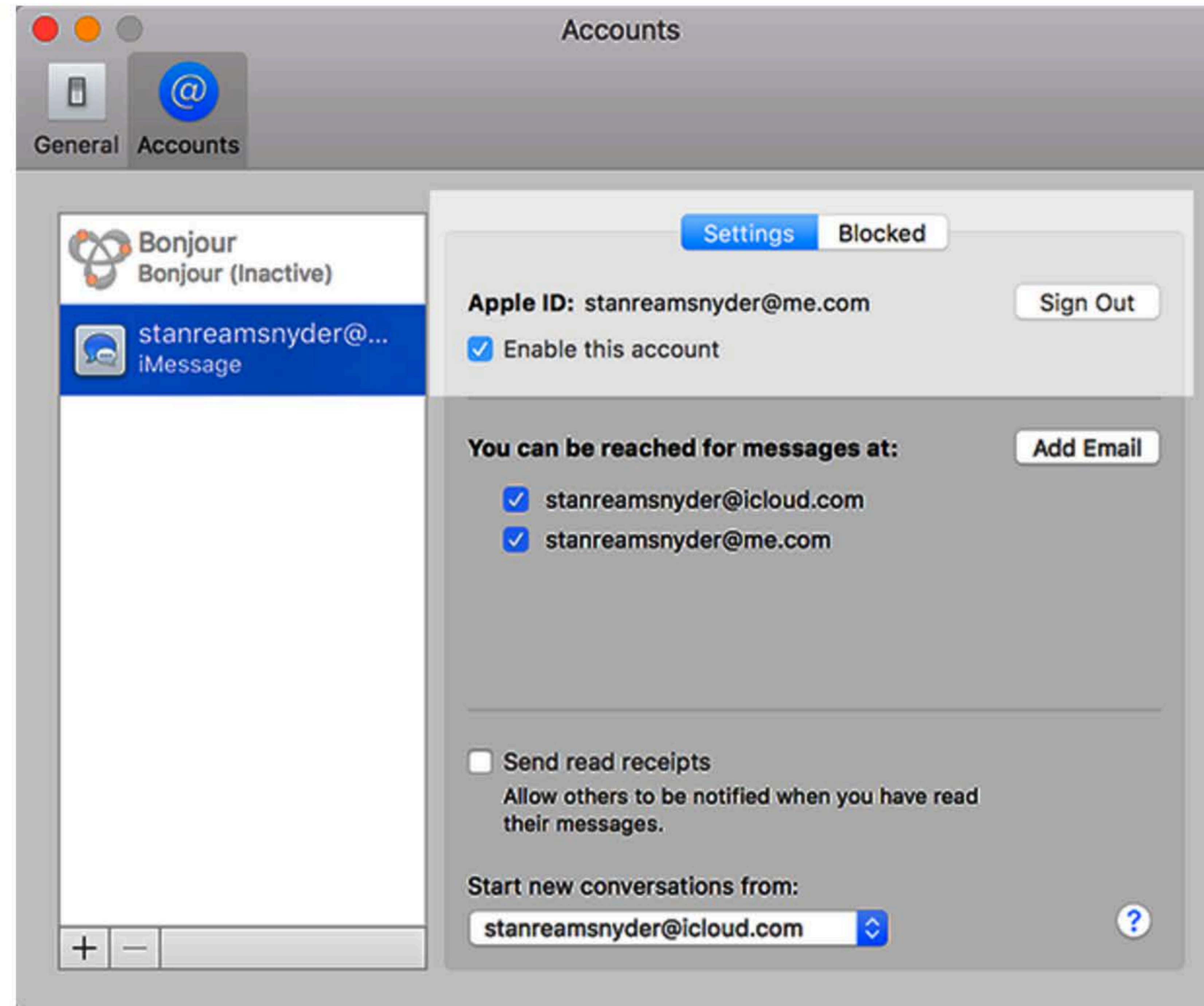


Progress:

OS X El Capitan: Continuity	
Introduction	✓
Overview	✓
Continuity Services	✓
Phone Calls	✓
SMS	✓
Handoff	✓
Instant Hotspot	✓
Quiz	➤
Summary	✓
Course Evaluation	➤

## OS X El Capitan: Continuity

SMS



The Mac can receive and send SMS and MMS text messages through the iPhone when both are logged in to iMessage with the same Apple ID and text message forwarding is configured on the iPhone.



Progress:

OS X El Capitan: Continuity	
Introduction	✓
Overview	✓
Continuity Services	✓
Phone Calls	✓
SMS	✓
Handoff	✓
Instant Hotspot	✓
Quiz	⌕
Summary	✓
Course Evaluation	⌕

## OS X El Capitan: Continuity

### SMS



Read the following Apple Support articles:

- SMS section in [HT204681: Use Continuity to connect your iPhone, iPad, iPod touch, and Mac](#)
- [PH22363: Messages \(El Capitan\): Get and send SMS messages](#)

You will be asked questions based on this content in the Quiz chapter or on the exam.





Progress: ██████████

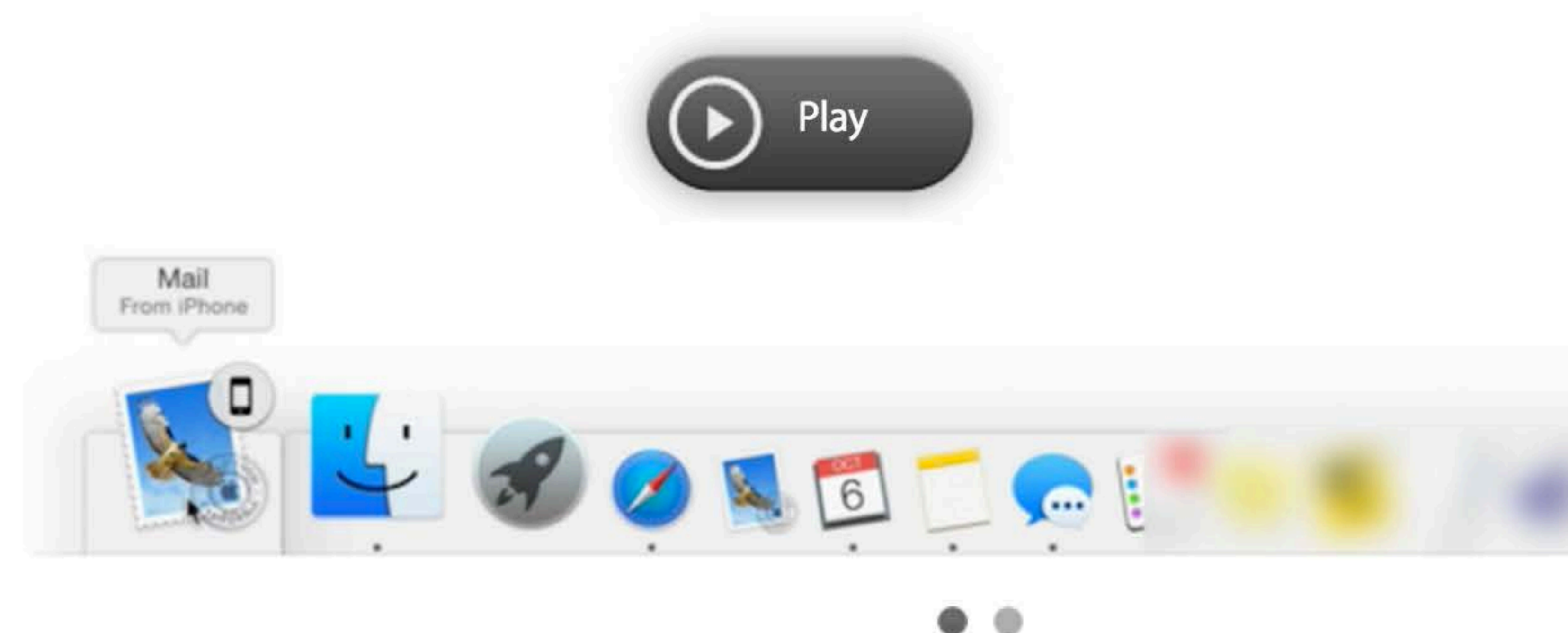
OS X El Capitan: Continuity	
Introduction	✓
Overview	✓
Continuity Services	✓
Phone Calls	✓
SMS	✓
Handoff	✓
Instant Hotspot	✓
Quiz	➤
Summary	✓
Course Evaluation	➤

## OS X El Capitan: Continuity

### Handoff

Handoff allows tasks, such as writing an email message or creating a Keynote presentation, to be started on one device and continued on another.

The Handoff icon of the app being used on the iPad, iPhone, iPod Touch, or Apple Watch appears on the Mac at the left end of the Dock (or the top, depending on the Dock position). Click the icon to continue working in the app.







Progress:

OS X El Capitan: Continuity	
Introduction	✓
Overview	✓
Continuity Services	✓
Phone Calls	✓
SMS	✓
Handoff	✓
Instant Hotspot	✓
Quiz	⌕
Summary	✓
Course Evaluation	⌕

## OS X El Capitan: Continuity

### Handoff



Read the following Apple Support articles:

- Handoff section in [HT204681: Use Continuity to connect your iPhone, iPad, iPod touch, and Mac](#)
- [PH21868: OS X El Capitan: Pick up where you left off with Handoff](#)

You will be asked questions based on this content in the Quiz chapter or on the exam.





Progress: ██████████

OS X El Capitan: Continuity	
Introduction	✓
Overview	✓
Continuity Services	✓
Phone Calls	✓
SMS	✓
Handoff	✓
Instant Hotspot	✓
Quiz	➤
Summary	✓
Course Evaluation	➤

## OS X El Capitan: Continuity

### Instant Hotspot



The Mac can automatically use the personal hotspot on an iPhone or iPad to connect to the Internet when the Mac and iOS device are within range of each other.





Progress:

OS X El Capitan: Continuity	
Introduction	✓
Overview	✓
Continuity Services	✓
Phone Calls	✓
SMS	✓
Handoff	✓
Instant Hotspot	✓
Quiz	⌕
Summary	✓
Course Evaluation	⌕

## OS X El Capitan: Continuity

### Instant Hotspot



#### What is the difference between a Personal Hotspot and an Instant Hotspot?

A Personal Hotspot is a Internet sharing feature on iOS devices with a cellular data connection.

An Instant Hotspot is a feature of Continuity that allows a user to automatically use the Personal Hotspot when the Mac and iOS device are within range of each other.



Read the following Apple Support articles:

- Instant hotspot section in [HT204681: Use Continuity to connect your iPhone, iPad, iPod touch, and Mac](#)
- [PH21675: OS X El Capitan: Connect to the Internet using Instant Hotspot](#)

You will be asked questions based on this content in the Quiz chapter or on the exam.





Progress:

OS X El Capitan: Continuity	
Introduction	✓
Overview	✓
Continuity Services	✓
Phone Calls	✓
SMS	✓
Handoff	✓
Instant Hotspot	✓
Quiz	⌕
Summary	✓
Course Evaluation	⌕

## OS X El Capitan: Continuity

### Summary

Having completed this course, you should be able to:

- Describe Continuity services that are available in OS X.
- Describe how to configure Continuity services in OS X.
- Given a customer scenario, correctly answer a set of knowledge-based questions about Continuity services.

This concludes the OS X El Capitan: Continuity course. For other courses in the ACMT 2016 curriculum, see Apple Support article, [HT205332: AppleCare Service Certifications](#), or search for ACMT 2016 in ATLAS.