


Acrobat File Edit View Window Help

Apple Inc.

Home Page ACMT 2016 Overview - ATLAS OS X El Capitan: Apple ID - ATLAS CNIT 103M Schedule — nahmanson.com

EMILY NANNANSON

OS X El Capitan: Apple ID




Progress: ██████████

- OS X El Capitan: Apple ID**
- Introduction
- Overview
- Creating an Apple ID
- Managing Apple ID
- Quiz
- Summary
- Course Evaluation

## OS X El Capitan: Apple ID

### Introduction



**Course Description**

The OS X El Capitan: Apple ID course describes how customers should configure and manage Apple ID accounts in OS X. This course is part of the ACMT 2016 curriculum and is used to prepare for the Mac Service Certification Exam (MAC-16A).

# OS X El Capitan: Apple ID



Progress:

- OS X El Capitan: Apple ID**
- Introduction
- Overview
- Creating an Apple ID
- Managing Apple ID
- Quiz
- Summary
- Course Evaluation

## Overview

### Lesson Objectives

After completing this course, you should be able to:

- Describe how Apple ID works in OS X.
- Configure an Apple ID account using tools in OS X.
- Manage an Apple ID account using online tools.
- Correctly answer a set of knowledge-based questions about Apple ID accounts.

Audience	Prerequisites	Time Required	You will need...
 Service Technicians	 Successful completion of the Apple Service Fundamentals exam	 30 minutes	 No additional materials or equipment are required

This course is designed for technicians who do not have immediate access to a Mac running OS X El Capitan. If you have access to a Mac running OS X El Capitan, it is recommended that you use it while reviewing the course.



The process for creating and managing Apple ID described in this course is for customers. Service Technicians will not be able to use iCloud, .Mac, or MobileMe Apple IDs to access GSX or ATLAS. They can either use an alternate Apple ID or create a new one by going to <https://certifications.apple.com> and clicking "Create an Apple ID" in the lower-left corner. The new Apple ID must be based on a working email address that has not be used for any Apple resource or system (e.g. iTunes, iCloud, or App Store).



Acrobat File Edit View Window Help

Apple Inc.

Home Page ACMT 2016 Overview - ATLAS OS X El Capitan: Apple ID - ATLAS CNIT 103M Schedule — nahmanson.com

OS X El Capitan: Apple ID


# OS X El Capitan: Apple ID

Creating an Apple ID

An Apple ID uniquely identifies a person in the iTunes Store, App Store, Apple Online Store, iCloud, FaceTime, and other Apple services.

Progress: ██████████

- OS X El Capitan: Apple ID
- Introduction ✓
- Overview ✓
- Creating an Apple ID ▶
- Managing Apple ID ▶
- Quiz ▶
- Summary ▶
- Course Evaluation ▶



The screenshot shows the Apple ID login page. At the top, there is a navigation bar with links for Mac, iPad, iPhone, Watch, TV, Music, and Support. Below this is the 'Apple ID' header with 'Sign In', 'Create Your Apple ID', and 'FAQ' links. The main content area features a large image of a woman wearing an Apple Watch and holding an iPad. Overlaid on this image is a login form with fields for 'Apple ID' and 'Password', a 'Remember me' checkbox, and a 'Forgot Apple ID or password?' link.

## Your account for everything Apple.

A single Apple ID and password gives you access to all Apple services.  
[Learn more about Apple ID](#)



Progress: ██████████

OS X El Capitan: Apple ID	
Introduction	✔
Overview	✔
Creating an Apple ID	➤
Managing Apple ID	➤
Quiz	➤
Summary	➤
Course Evaluation	➤

### Managing Apple ID

If a customer needs to change or find his or her Apple ID, email, password, and other settings, there are two sites for managing the account:

- Apple ID ([appleid.apple.com](http://appleid.apple.com))
- Find your Apple ID ([iforgot.apple.com](http://iforgot.apple.com))



Read the following Apple Support articles:

- [HT204265: Manage your Apple ID account information](#)
- [HT202667: Change your Apple ID](#)
- [HT201354: If you forgot your Apple ID](#)
- [HT201356: About your Apple ID email addresses](#)
- [HT204071: What to do after you change your Apple ID email address or password](#)

You will be asked questions based on this content in the Quiz chapter or on the exam.





Progress: ██████████

OS X El Capitan: Apple ID	
Introduction	✓
Overview	✓
Creating an Apple ID	➤
Managing Apple ID	➤
Quiz	➤
Summary	➤
Course Evaluation	➤

# OS X El Capitan: Apple ID

## Quiz



Use the following resources and the content of this course to answer the questions on the next page:

- [appleid.apple.com](http://appleid.apple.com)
- [apple.com/support/appleid](http://apple.com/support/appleid)
- [HT204053: Sign in with your Apple ID on a new device](#)
- [HT203993: Create and start using an Apple ID](#)
- [HT204265: Manage your Apple ID account information](#)
- [HT202667: Change your Apple ID](#)
- [HT201354: If you forgot your Apple ID](#)
- [HT201356: About your Apple ID email addresses](#)
- [HT204071: What to do after you change your Apple ID email address or password](#)





Progress: ██████████

OS X El Capitan: Apple ID	
Introduction	✔
Overview	✔
Creating an Apple ID	➤
Managing Apple ID	➤
Quiz	➤
Summary	➤
Course Evaluation	➤

# OS X El Capitan: Apple ID

## Summary

Having completed this course, you should be able to:

- Describe how Apple ID works in OS X.
- Configure an Apple ID account using tools in OS X.
- Manage an Apple ID account using online tools.
- Correctly answer a set of knowledge-based questions about Apple ID accounts.

This concludes the OS X El Capitan: Apple ID course. For other courses in the ACMT 2016 curriculum, see Apple Support article, [HT205332: AppleCare Service Certifications](https://support.apple.com/HT205332), or search for ACMT 2016 in ATLAS.